

## How to Access Your Mobile Event Guide

Go to <http://eventmobi.com/yourevent> on your mobile browser to instantly access your mobile event guide! Your Internet browser loads the event app automatically and makes it instantly available for offline use. For easier access in the future make sure to simply add the bookmark to your phone's home screen.

The event app includes these features:

- **Event Agenda**
- **Speaker and Participant Information**
- **Interactive Personalized Agenda** (star the sessions you plan to attend!)
- **Real-time Polls and Surveys**
- **Other maps**
- **Meeting Information** including on-site registration, help requests and transportation information
- **Alerts & Updates For the Event**

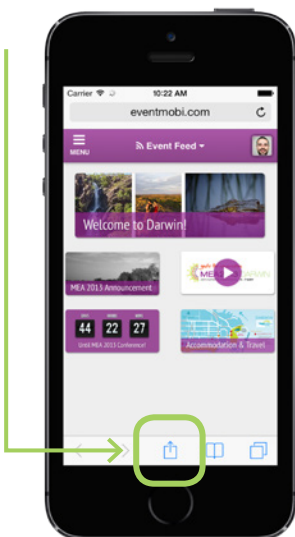
### Offline Access to Event Information

By default most EventMobi apps are automatically enabled for offline browsing after the initial download. If not, just follow the following instructions:

1. Access your event's URL ([www.eventmobi.com/yourevent](http://www.eventmobi.com/yourevent)) on your smartphone, iPad, or desktop.
2. Click on "Download App"
3. Save the app to your homescreen (for smartphones and iPads).
4. Turn your off your wifi or place your device on airplane-mode.

## To Download to Your iPad / iPhone

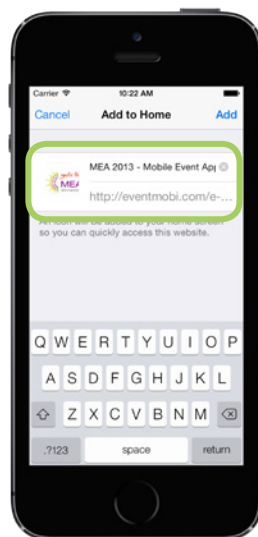
Follow the instructions in the alert and click on the arrow icon.



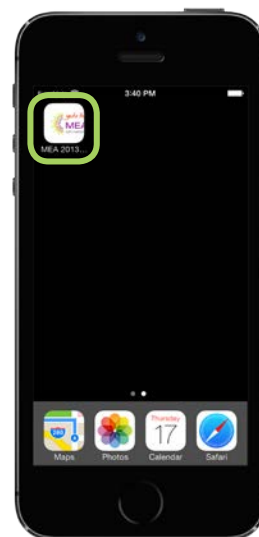
Click Add to Home Screen.



Enter the text you want associated with the icon.

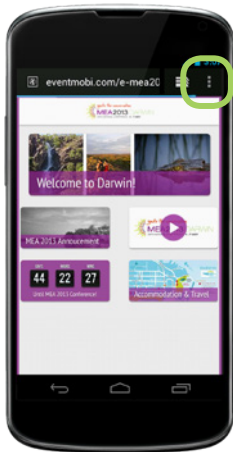


Click on the icon on your home screen to access the mobile event guide.

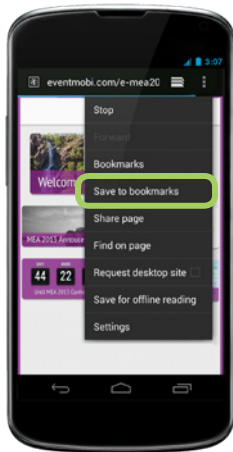


## To Download to Your Android

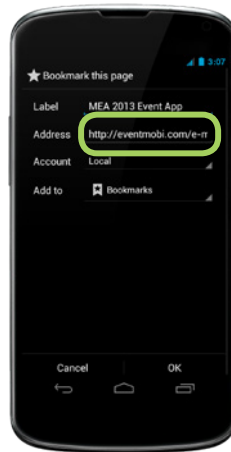
In your Android browser, click the Menu button.



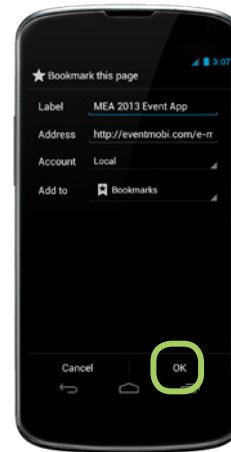
Click Save to bookmarks.



Enter the text you want associated with the event guide.



Click OK.

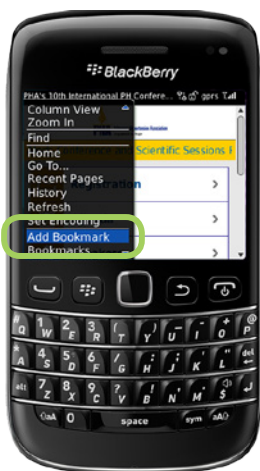


The guide has been added to your list. Click on it to access the guide!

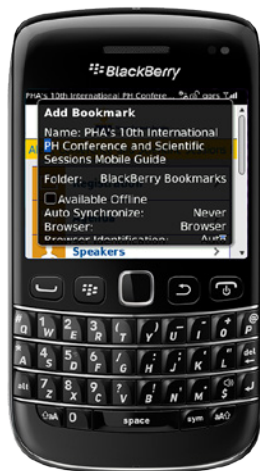


## To Download to Your BlackBerry

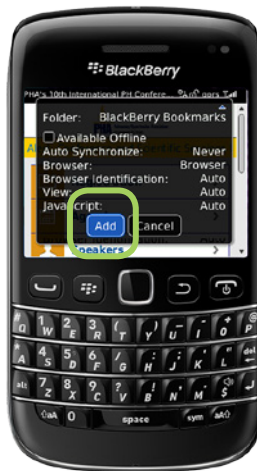
While in the Browser, press the menu button and select Add Bookmark.



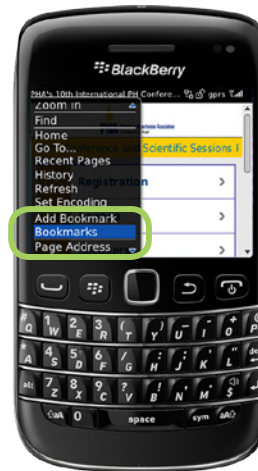
The Add Bookmark window will appear.



Scroll down to the bottom of the window and press Add.



Press the menu button again, scroll down and press on Bookmarks.



The guide has been added to your list. Click on it to access the guide!

